



Carbon Reduction Plan FY23

Produced for Advanced Medical Solutions

By Inspired

September 2024

Contents

2 Overview

3 Emissions Baseline Emissions Recent-year Emissions

5 Targets

7 Carbon Reduction Projects Completed Carbon Reduction Initiatives Identified opportunities

8 Appendix Declaration & Sign-off Methodology

Introduction

Advanced Medical Solutions aims to achieve net-zero Scope 1, 2 and 3 emissions by 2045 from a 2021 base year.

Document Purpose

Our reduction plan is presented in response to the Procurement Policy Note (PPN) 06/21 and provides transparency and demonstrates our progress towards building a robust carbon reduction programme.

Overview

To achieve net-zero, we are aiming for an at least 90% reduction in absolute emissions compared to our base year – any residual emissions will be offset with carbon sequestration offsets, as per the Science-Based Targets Initiative's Net-Zero Standard guidance.

Our Scope 2 emission target will be reported using a location-based methodology.

On the journey to net-zero, Advanced Medical Solutions commits to the following science-aligned near-term targets:

Advanced Medical Solutions commits to reduce Scope 1 and 2 emissions by 42% by 2030 from an FY21 base year.

Advanced Medical Solutions also commits to having 72% of suppliers with science-based targets by 2028.

Baseline Emissions

Scope 1, 2 and 3 – FY21 (1st January 2021 – 31st December 2021)

Additional Details relating to the Baseline Emissions calculations.

The GHG emissions scope boundary, used to establish our FY21 baseline, was determined via an operational control method following the GHG protocol. The baseline includes all Scope 1 and 2 emissions in accordance with SECR requirements. Scope 3 emissions have been calculated as per the Greenhouse Gas Protocol Corporate Value Chain (Scope 3) Standard Guidance. This baseline may be restated if acquisitions are found to increase emissions by more than 5%.

Emissions Scope & Category	Source	tCO ₂ e
Scope 1	Direct	1,716
Scope 2 (location-based)	Indirect	1,352
Scope 3	Indirect	46,646
1. Purchased Goods & Services		19,060
2. Capital Goods		6,130
3. Fuel-related Emissions		705
4. Upstream Transportation and Distribution		5,063
5. Waste Generated in Operations		326
6. Business Travel		86
7. Employee Commuting		825
8. Upstream Leased Assets		n/a
9. Downstream Transportation and Distribution		4,515
10. Processing of Sold Products		9,751
11. Use of Sold Products		n/a
12. End-of-life Treatment of Sold Products		125
13. Downstream Leased Assets		61
14. Franchises		n/a
15. Investments		n/a
Total emissions (location / market -based)		49,715

Recent-year Emissions

Scope 1, 2 and 3 – FY23 (1st January 2023 – 31st December 2023)

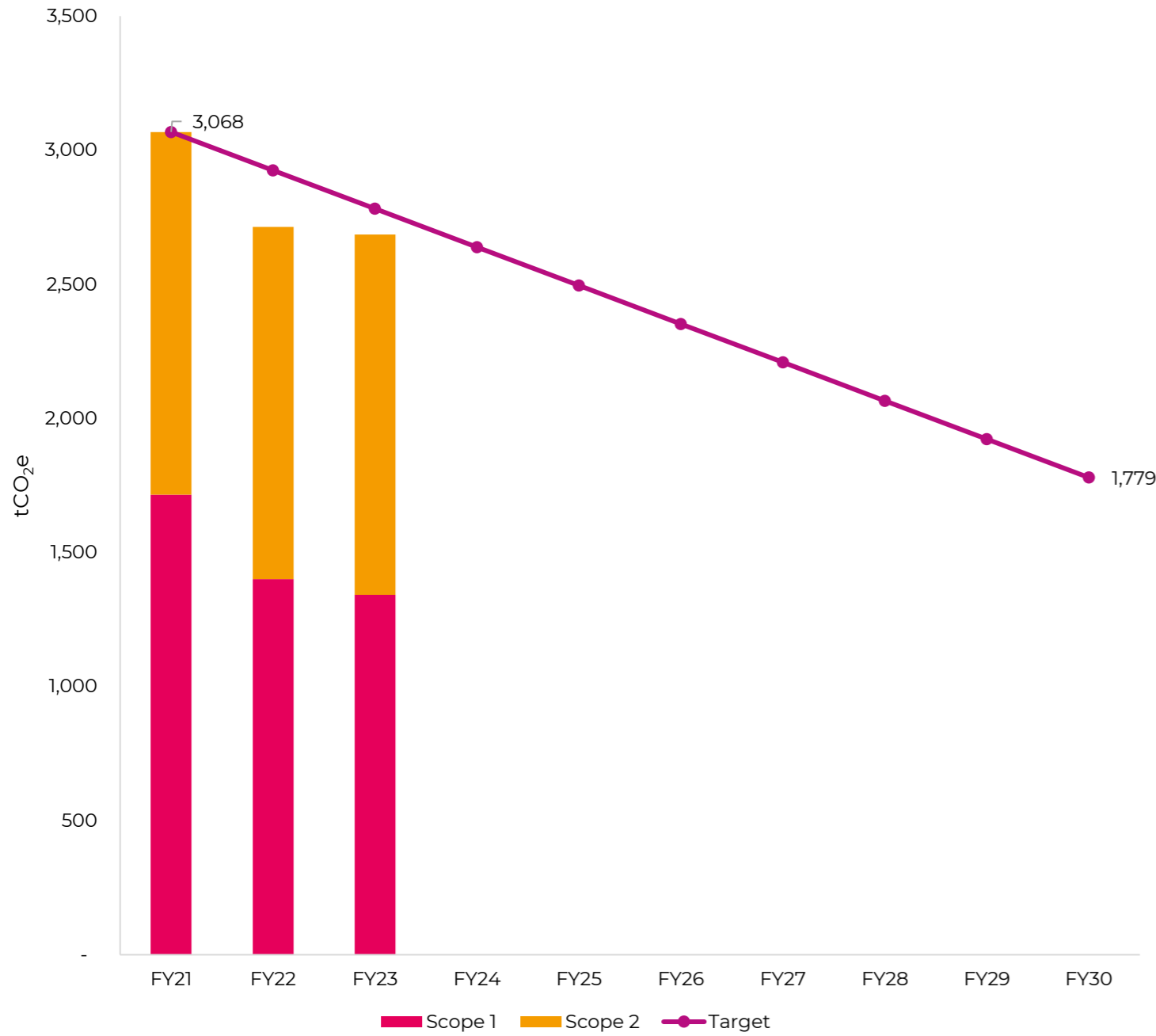
Additional Details relating to the Baseline Emissions calculations.

The GHG emissions scope boundary, used to calculate our FY23 emissions, was determined via an operational control method following the GHG protocol. This includes all Scope 1 and 2 emissions in accordance with SECR requirements. Scope 3 emissions have been calculated as per the Greenhouse Gas Protocol Corporate Value Chain (Scope 3) Standard Guidance.

Emissions Scope & Category	Source	tCO ₂ e
Scope 1	Direct	1,342
Scope 2 (location-based)	Indirect	1,344
Scope 3	Indirect	50,503
1. Purchased Goods & Services		19,726
2. Capital Goods		12,661
3. Fuel-related Emissions		594
4. Upstream Transportation and Distribution		5,102
5. Waste Generated in Operations		25
6. Business Travel		369
7. Employee Commuting		1,042
8. Upstream Leased Assets		n/a
9. Downstream Transportation and Distribution		4,780
10. Processing of Sold Products		6,047
11. Use of Sold Products		n/a
12. End-of-life Treatment of Sold Products		83
13. Downstream Leased Assets		73
14. Franchises		n/a
15. Investments		n/a
Total emissions (location / market -based)		53,189

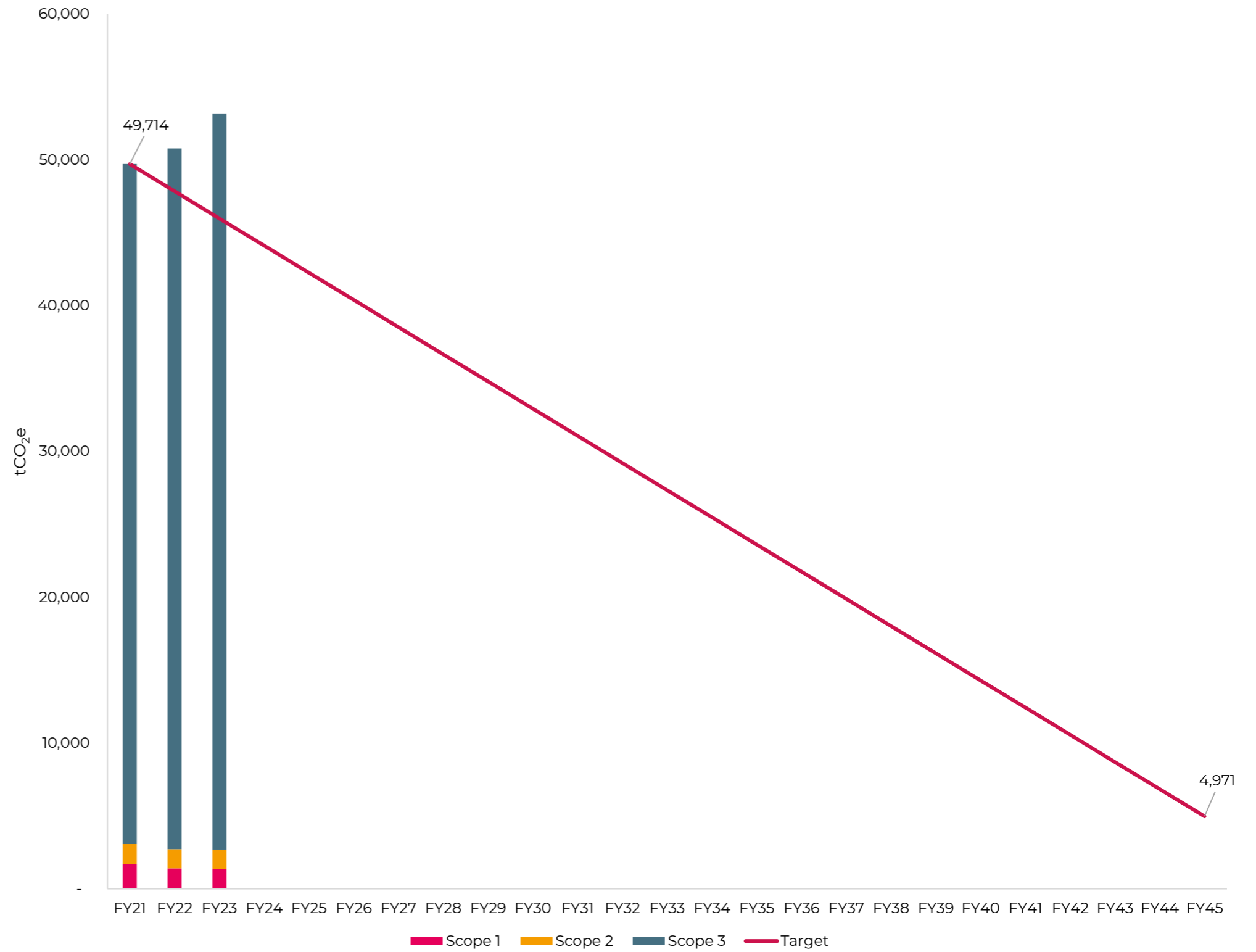
Scope 1 & 2 near-term target

Advanced Medical Solution aim to reduce Scope 1 and 2 emissions by 42% by 2030, from an FY21 baseline. To date, a reduction of 12.5% has been achieved. This has put Advanced Medical Solutions on track for their near-term target.



Net-zero Target

Advanced Medical Solution aim to reduce Scope 1, 2, and 3 emissions by 90% by 2045, from an FY21 baseline.



Carbon Reduction Projects

Completed actions

- Continued development of energy and climate change action plans.
- Eliminated F-gas losses and waste to landfill through better waste handling processes and waste contractor engagement.
- ISO Certification at four key sites and principles rolled out across the Group to reduce energy use and environmental impact.
- Development of our net-zero strategy, with the help of a third-party consultant.
- Adoption of electric car lease scheme that UK employees can elect to join. Site company cars all either hybrid or electric.
- Commenced roll out of more in-depth recycling processes and significantly upgraded recycling capabilities at our Winsford site.

- Embedded Environmental Pledge Scheme across the Group to encourage employees to reduce their own carbon footprint.
- Installation of new HVAC systems and new building management systems (BMS).
- Lighting has been replaced with LED bulbs.
- Warehouse sites have been fitted with motion sensor lighting to reduce excess energy consumption.
- Energy and behavioural change initiatives were rolled out across staff to further reduce energy consumption.
- Installation of on-site solar PV.

Identified opportunities for implementation

- Focus on four key operational areas; Product, Supply Chain, People, and Sites and Buildings.
- Continued improvement of Scope 3 data to better identify specific reduction actions and areas.
- Embed 'ESG Champions' across the business to lead on local and global awareness, initiatives and support.
- Work alongside our top suppliers to identify carbon hotspots and key areas for action.
- Explore further solar PV installation to further decrease reliance on grid supplied electricity and increase the share of renewable electricity.

I: Declaration & Sign Off

This Carbon Reduction Plan has been completed in accordance with PPN 06/21 and associated guidance and reporting standard for Carbon Reduction Plans.

Emissions have been reported and recorded in accordance with the published reporting standard for Carbon Reduction Plans and the GHG Reporting Protocol corporate standard⁵ and uses the appropriate [Government emission conversion factors for greenhouse gas company reporting](#)⁶.


Scope 1 and Scope 2 emissions have been reported in accordance with SECR requirements, and Scope 3 emissions have been reported in accordance with the published reporting standard for Carbon Reduction Plans and the Corporate Value Chain (Scope 3) Standard⁷.

This Carbon Reduction Plan has been reviewed and signed off by the board of directors (or equivalent management body).

Signed on behalf of the Supplier:

Name: Eddie Johnson

Role: Director/ESG Lead

Signature: 

Date: 12th September 2024

II: Reporting Methodology

Scope 1 and 2 greenhouse gas emissions have been calculated according to the 2019 UK Government environmental reporting guidance. Consistent with the guidance, relevant emissions factors published in the UK Government's Department for Energy Security and Net Zero (DESNZ) "Greenhouse gas reporting: conversion factors" database-specific reporting year have been used. The CO₂ equivalent conversion factor has been used throughout and, where applicable, the kWh gross calorific value (CV) was used.

Scope 1 and 2 emissions have been calculated using both a location-based and market-based approach:

Location-Based: This method calculates emissions associated with fuel and electricity consumption by using UK average emissions intensities. DESNZ provides UK emissions factors for fuel and grid electricity annually, which are used in location-based reporting.

Market-Based: This method calculates emissions associated with fuel and electricity consumption by using contract-specific emissions intensities. Market-based reporting enables companies that purchase lower carbon fuel and electricity to demonstrate the benefit of their investment.

Transport-related emissions from fuel combustion were calculated using the DESNZ "Greenhouse gas reporting: conversion factors" database.

Scope 3 emissions have been calculated based on the guidance in the Greenhouse Gas Protocol "Corporate Value Chain (Scope 3) Standard".

For all operations, applicable Scope 3 categories were identified based on an operational control boundary. Scope 3 emissions for applicable categories were calculated following methodologies outlined in the GHG Protocol "Technical Guidance for Calculating Scope 3 Emissions", with further guidance taken from the GHG Protocol's detailed methodology chapters for each applicable Scope 3 category.

Most conversion factors were sourced from the DESNZ Greenhouse gas reporting: conversion factors, v1.1 2023 database. Where a spend-based approach was used, as per the GHG Protocol guidance, conversion factors were taken from the University of Leeds and the Department for Environment, Food and Rural Affairs' UK Footprint Results (1990 – 2018)' study or the Department for Environment, Food and Rural Affairs' Indirect emissions for the supply chain' database. Scope 3 emissions include Well to Tank and T&D losses.

